

**I-CHIUN PRECISION INDUSTRY CO.,LTD.**

# **Company Profile**

# Disclaimer

- This presentation and the accompanying materials contain forward-looking statements within the meaning of applicable securities laws, based on information obtained from both internal and external sources of the Company. These forward-looking statements involve known and unknown risks, uncertainties, and other factors that may cause the Company's actual operating results, financial condition, and business prospects to differ materially from those expressed or implied by such statements.
- Forward-looking statements reflect the Company's current expectations, assumptions, and beliefs as of the date of this presentation. The Company undertakes no obligation to publicly update, revise, or otherwise amend any forward-looking statements to reflect subsequent events, changes in circumstances, or the occurrence of unanticipated events, except as required by applicable laws and regulations.

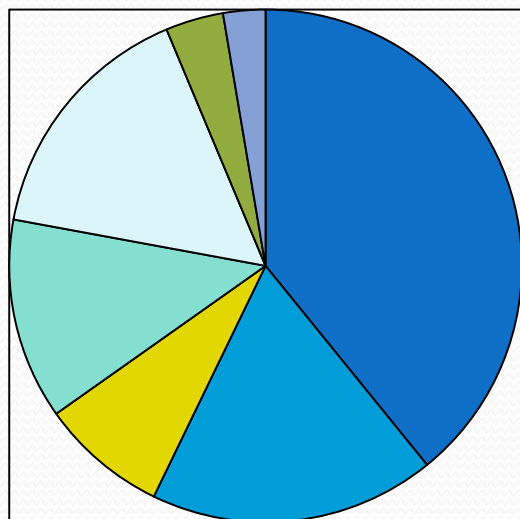
## Company Brief

Establishment	August, 1977
Chairman	Wan-Shun Chou
Capital(NT\$)	2,339,586,000
Headquarter	New Taipei City Industrial Park
Employee	1800
Product	Head Spreader/ LED Frame / TV Back Panel / Smart Cart/ IC Lead Frame/ Ceramic Circuit Board
Quality Certificate	ISO 9001 IATF16949 ISO 14001 ISO 45001 REACH ROHS QC080000



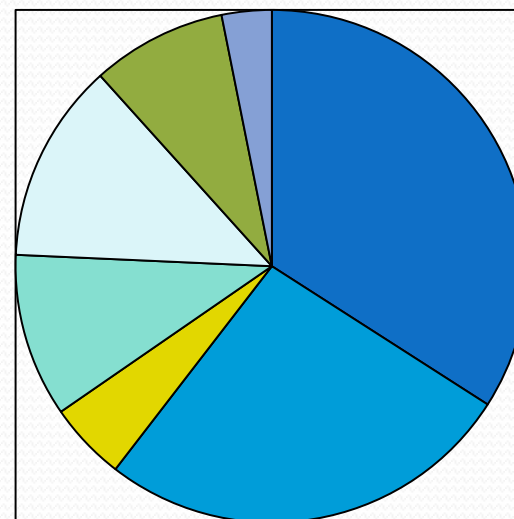
# Percentage of Sales Revenue

2024



■ Frame (LED/SMD) 39.15%  
■ Heat Spreader 18.03%  
■ IC Lead Frame 8.03%  
■ TV Backlight Module 12.69%  
□ Ceramic Circuit Board 15.79%  
■ Intelligent Service Robot 3.65%  
■ Others 2.66%

2025Q3



■ Frame (LED/SMD) 34.07%  
■ Heat Spreader 18.03%  
■ IC Lead Frame 8.03%  
■ TV Backlight Module 12.69%  
□ Ceramic Circuit Board 15.79%  
■ Intelligent Service Robot 3.65%  
■ Others 2.66%

- Heat Spreader Portion  
September : 33%  
October: 34%  
December: 37%

## Factory Location

### Kuan Shan

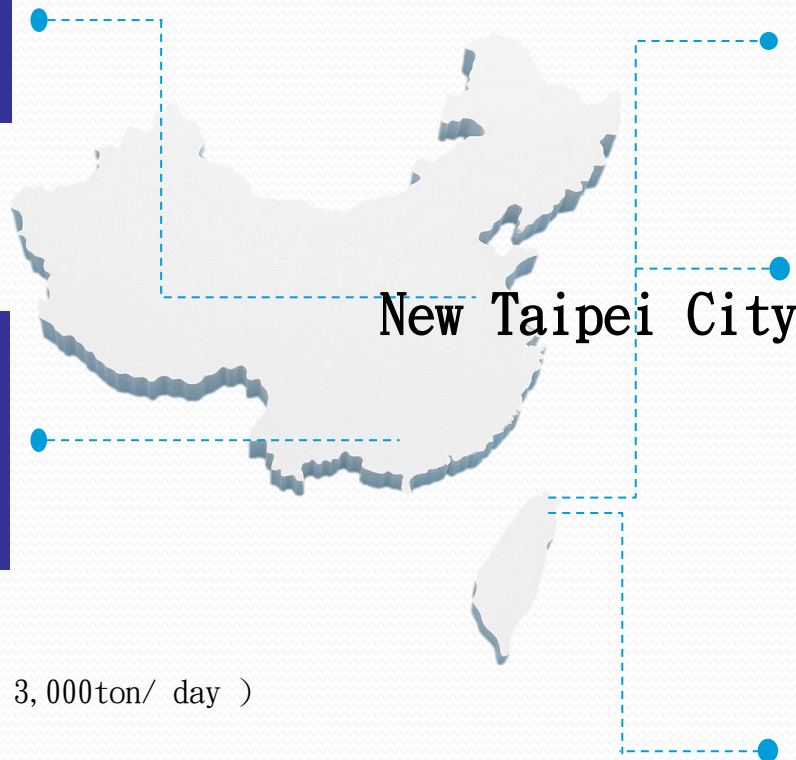


- Factory Area: 24800m<sup>2</sup>
- Plating License

### Jiang Men



- Factory Area: 16600m<sup>2</sup>
- Plating License (Waste Water: 3,000ton/ day )



### Headquarter



- Office Area: 20000m<sup>2</sup>

### XinZhuang



- Factory Area: 12000m<sup>2</sup>
- Plating License



- Factory Area: 3300m<sup>2</sup>

### Ecocera



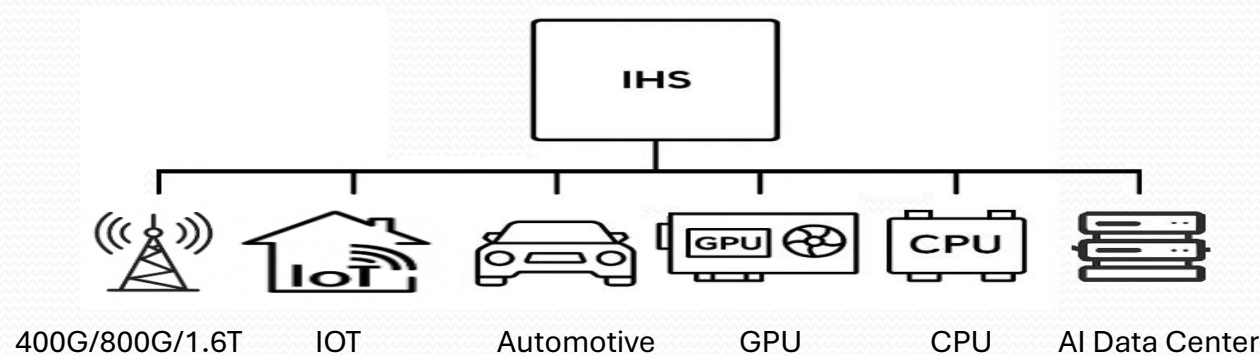
- Factory Area: 12000m<sup>2</sup>
- Plating License

## 2025 I-CHIUN Transformation

**Past:** Specialized in lead frames and optoelectronic products

**Present:** Focused on semiconductor thermal solutions

**Future:** Aspiring to be a strategic partner in advanced AI packaging



- The growing AI high-power demand drives advanced thermal solutions.
- Thermal products have higher gross margins; the higher the product specifications brings higher gross margin.
- This brings long-term stable revenue and profitability

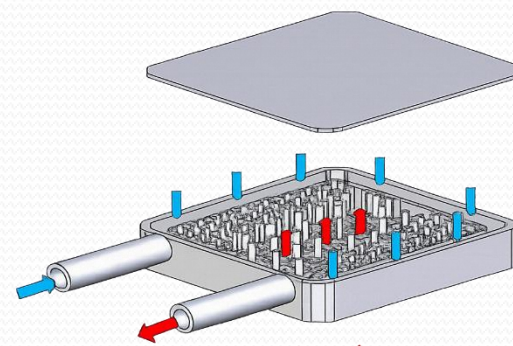

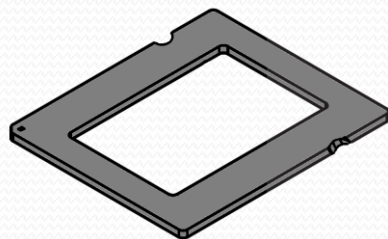

## Heat spreader roadmap

### Market & Customers

- Leading global advanced packaging and wafer manufacturing customers
- ASICs / CSP Products under introduction
- AI CPU/GPU Products in mass production

### Product roadmap

- Film TIM → Metal TIM → VC lid → Micro-channel lid
- Collaborating with the customer on the development of next-generation high-power packaging products





# Income Statement

	Income Statement (Thousand (TWD))			
	2025, Q3	2024	2023	2022
<b>Sale Revenue</b>	4,500,500	5,492,378	5,068,696	5,195,927
<b>Gross Profit</b>	614,322	770,871	717,114	578,280
<b>Gross Profit Margin(%)</b>	13.65%	14.04%	14.15%	11.13%
<b>Operating Income</b>	97,724	(22,769)	176,500	(1,490)
<b>Operating profit to sales(%)</b>	2.17	(0.41%)	3.48%	(0.03%)
<b>Non-operating Income(Expenses)</b>	(69,392)	88,957	67,935	131,802
<b>Income Before Tax</b>	28,332	66,188	244,435	130,312
<b>Net Income</b>	48,523	29,704	198,908	91,956
<b>EPS</b>	0.16	0.08	0.92	0.47



# Income Statement

	2025, Q3 VS 2024, Q3 Thousand (TWD)			
	2025, Q3	Sales %	2024, Q3	Sales %
Sale Revenue	4,500,500	100.00%	3,973,636	100.00%
Gross Profit	(3,886,178)	(86.35%)	(3,392,750)	(85.38%)
Gross Profit	614,322	13.65%	580,886	14.62%
Operating Expenses	(516,598)	(11.48%)	(609,239)	(15.33%)
Operating Income	97,724	2.17%	(28,353)	(0.71%)
Non-operating Income(Expenses)	(69,392)	(1.54%)	75,433	1.90%
Income Before Tax	28,332	0.63%	47,080	1.18%
Net Income	48,523	1.08%	24,234	0.61%
EPS	0.16		0.04	

		Financial Ratio			
		2025, Q3	2024	2023	2022
Debt Management Ratios	Debt Ratio(%)	55.79	51.11	43.78	45.84
	Long term Debt to Fixed Asset(%)	170.92	197.97	297.58	303.95
Liquidity Ratios	Current Ratio(%)	226.73	282.06	194.82	262.04
	Quick Ratio(%)	159.42	206.23	143.47	182.59
	Times Interest Earned	1.40	2.28	5.09	3.09

		Financial Ratios			
		2025, Q3	2024	2023	2022
Asset Management (Times)	Account Receivable Turnover (Times)	2.31	2.39	2.51	2.38
	Inventory Turnover (Times)	3.57	3.73	3.51	3.21
	Fixed Asset Turnover (Times)	1.18	1.75	2.76	2.64
	Total Asset Turnover (Times)	0.52	0.58	0.65	0.64
Profitability	Return to Asset(%)	1.22	0.75	3.17	1.74
	Return to Equity(%)	1.21	0.61	4.62	2.17
	Net Profit Margin(%)	1.08	0.54	3.92	1.77
	EPS	0.16	0.08	0.92	0.47



*Thank You*



一詮精密工業股份有限公司  
**I-CHIUN PRECISION INDUSTRY CO.,LTD.**

新北市新莊區五工五路17號  
No.17 Wu Gung 5Rd, Xin Zhuang  
District, New Taipei City, Taiwan, R.O.C.

TEL: 886-2-2299-0001

FAX: 886-2-2299-4529, 2299-0089



➤ 公司網址：

[www.i-chiun.com.tw](http://www.i-chiun.com.tw)

➤ 投資人聯絡窗口：

[jamesliu@i-chiun.com.tw](mailto:jamesliu@i-chiun.com.tw)